

Wellkies Website Documentation

Wellkies Health Care Pvt. Ltd.

Wellkies lets people connect to a doctor easily for an in-person consultation. Its revolutionary features help cut the queue in clinics, hospitals, and healthcare centers, making it easy for people to consult with doctors easily without wasting any time.

Technology Used

React:

A JavaScript library for building user interfaces. It provides a component-based architecture and a virtual DOM for efficient rendering and updating of UI elements.

Material UI:

A UI component library that follows the Material Design guidelines. It offers a set of pre-designed and customizable components for creating a visually appealing and consistent user interface.

MongoDB:

A NoSQL database that provides flexibility and scalability for storing and retrieving structured and unstructured data. It uses a document-based model and supports powerful querying capabilities.

Node.js:

A JavaScript runtime built on Chrome's V8 engine. It allows you to run JavaScript code on the server side, enabling server-side scripting and building scalable web applications.

Express:

A minimalistic and flexible web application framework for Node.js. It provides a set of features for building web servers and APIs, including routing, middleware support, and request handling.

Mongoose:

A MongoDB object modeling tool for Node.js. It provides a simple and convenient way to interact with MongoDB and define schemas, models, and queries.

React Router:

A library that enables client-side routing in React applications. It allows for navigation between different pages or views within a single-page application.

Axios:

A popular JavaScript library for making HTTP requests from the browser or Node.js. It provides an easy-to-use API for sending and handling HTTP requests and responses.

Bcrypt:

A library for hashing and salting passwords in Node.js. It helps securely store user passwords by generating and verifying bcrypt hashes.

JWT (JSON Web Tokens):

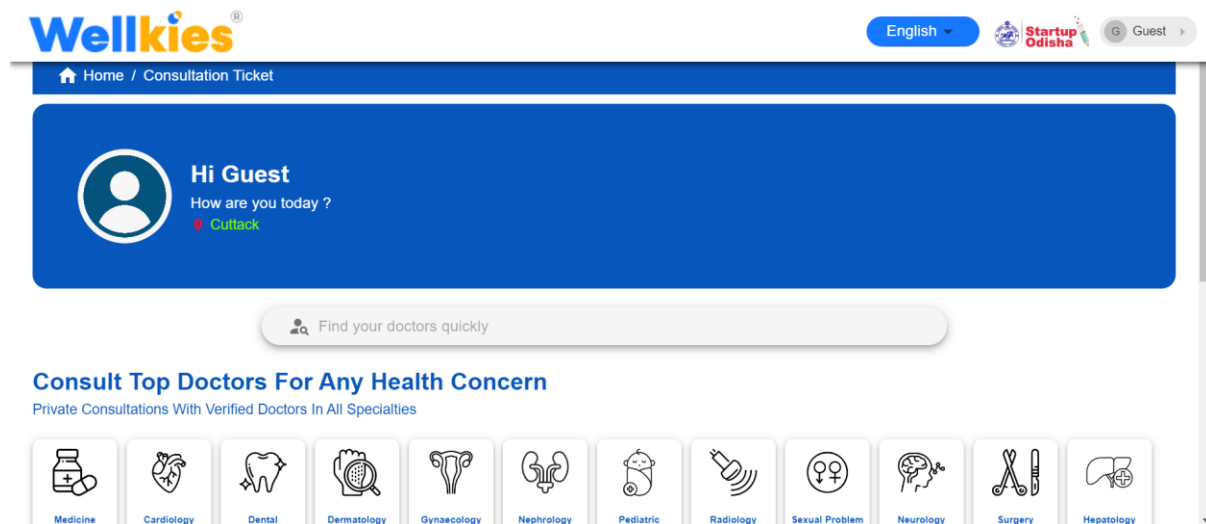
A standard for creating secure authentication tokens. It enables the generation and verification of digitally signed tokens that can be used to authenticate and authorize users in web applications.

Introduction

Welcome to this cutting-edge online platform designed to bridge the gap between doctors and patients, providing a seamless experience for medical consultations, radiology tests, and more. Our website offers a range of features to enhance the healthcare journey for both patients and healthcare professionals. Let's take a closer look at what we have done in this project:

1. Doctor-Patient Consultation:

This website facilitates easy and convenient doctor-patient consultations from the comfort of your own home. Patients can create an account, browse through a comprehensive list of qualified doctors, and book virtual appointments at their preferred time slots. With this feature, accessing expert medical advice and guidance is just a few clicks away.



2. Find the Nearest Doctor:

This website incorporates a powerful search functionality that allows patients to easily find the nearest doctors based on their location. By entering their city and area, patients can discover healthcare professionals in their vicinity, view their profiles, and make informed decisions about the right doctor for their specific needs.

3. Today's Appointments:

To ensure patients never miss their appointments, This website prominently highlights any appointments scheduled for the current day. Patients will see a specific section on their dashboard that displays their appointments scheduled for today. This feature helps patients stay organized and ensures they are aware of their medical commitments for the day.

Find Your Today's Appointments Here Total : 0

For Self

ⓘ No record available

4. Upcoming Appointments:

Once patients log in to their accounts, they will be directed to their personal dashboard. Within the dashboard, there will be a section dedicated to displaying their upcoming appointments. This section provides a clear overview of the date, time, and details of their scheduled consultations or tests. Patients can easily refer to this section to stay informed about their upcoming healthcare appointments.

Find your Upcoming Appointments Here Total : 0

For Self

ⓘ No record available

5. Past Booking History:

Once patients log in to their accounts, they will have access to their personal dashboards. Within the dashboard, there will be a dedicated section where patients can view their past booking history. This feature allows patients to keep track of their previous appointments, including the date, time, and doctor they consulted.

Doctor Name

Clinic Name

Search date

SEARCH

RESET

Find your Past Appointments Here

Total: 3

CONSULTATION

RADIOLOGY

 For Self

Doctors Name	Clinic Name	Date	Status	Time	Action
Dr. WellkiesTest Doctor	Wellkies Hospital	21-05-2023 (Sunday)	Patient Not Attended	10:34 PM	

6. Prescription Access:

In addition to viewing their booking history, patients can also access their prescription records through their accounts. Within the appointment details page, patients will find a section specifically designed for prescriptions. Here, they can review the prescriptions issued by their doctors during their consultations. This makes it easy for patients to retrieve and reference their past prescriptions whenever needed.

**Dr. WellkiesTest Doctor**

Wellkies Hospital

Time: 10:34 PM

Date: 21-05-2023

Day: Sunday

CONSULT AGAIN

Patient Details

Name: Jatin

Age: 25 years

Gender: Male

Mobile:

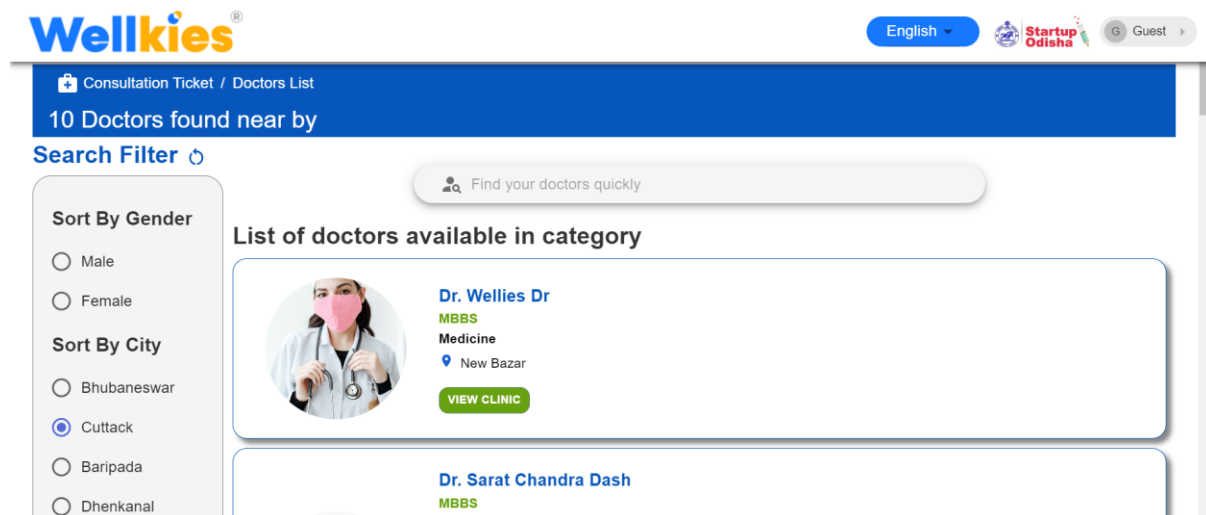
Appointment ID: 6463accefe0000a30b0706821

7. Appointment Reminders and Notifications:

We understand the importance of staying organized and never missing a crucial medical appointment. Our website sends automated appointment reminders and notifications to clinics, doctors, and patients, helping them stay on top of their schedules and ensuring a smooth consultation experience.

8. Doctors List:

The Doctors List is a comprehensive selection of healthcare professionals available for consultation. It presents users with detailed information about each doctor, enabling them to make an informed decision



9. Filter Doctors:

The Doctors List feature offers users two powerful functionalities: filtering and searching for doctors. These functionalities enhance the user experience by helping patients find their preferred doctors with ease. Here's how they work:

Search Doctors by Name:

- Name Search:** Patients can enter the name of a specific doctor they are looking for in the search bar provided. This feature allows users to quickly locate a particular doctor without scrolling through the entire list.
- Auto-Suggestions:** As users type in the search bar, the system may provide auto-suggestions or predictive text to help patients find the desired doctor more efficiently.

11 Doctors found near by

Search Filter

Sort By Gender

 Male Female

Sort By City

 Bhubaneswar Cuttack Baripada Dhenkanal

Find your doctors quickly

List of doctors available in category

**Dr. Prafulla Kumar Majhi**

MD,

Medicine

HIG-11, H.B colony, Khandagiri, BBSR

Expertise

Diabetologist

VIEW CLINIC

10. Clinics List:

After selecting your desired doctor from the Doctors List, the Clinic Selection feature on the doctor consultation page allows users to choose their preferred clinic for the consultation. This feature provides patients with a range of clinics or medical facilities associated with the selected doctor, ensuring they can conveniently access healthcare services.

**Dr. Prafulla Kumar Majhi**

MD,

Medicine

Verified

**Saraswati Multi-Speciality Clinic & Patholab**

Phone : 7205305993

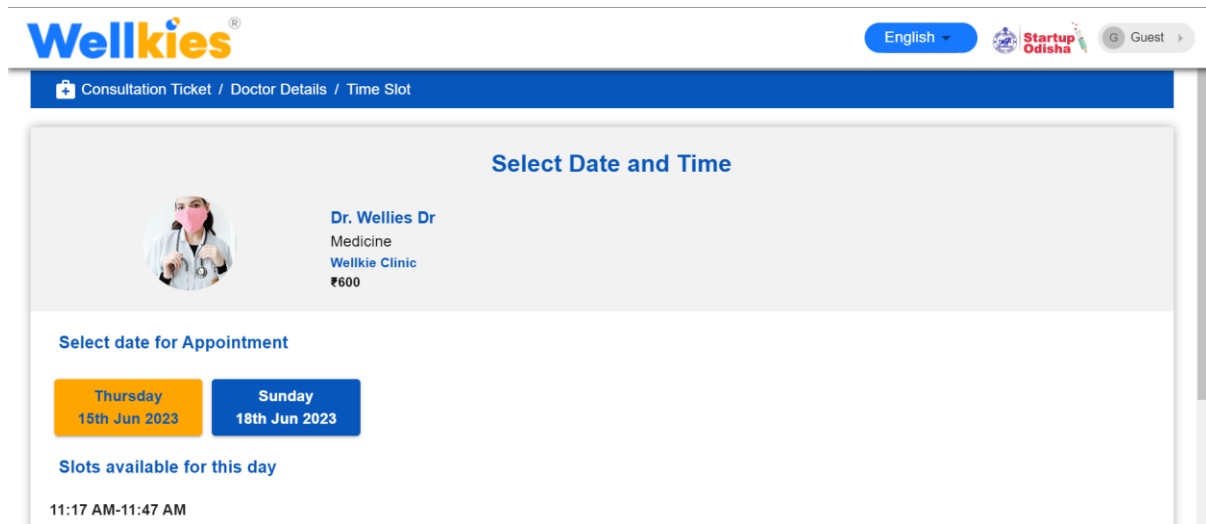
HIG-11, H.B Colony, Khandagiri, BBSR

Fee : ₹400

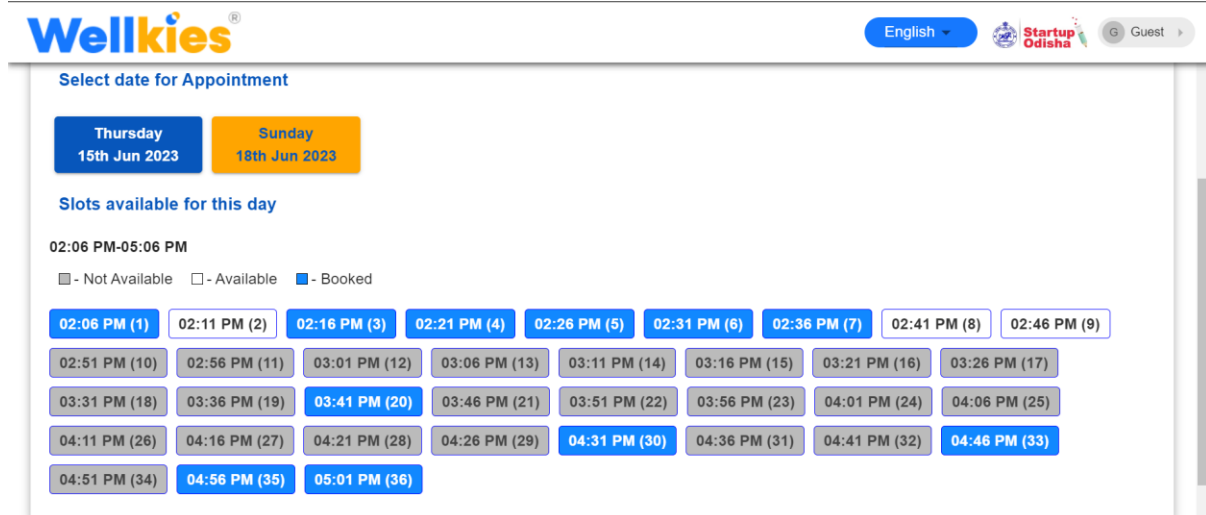
There are no appointments available, please directly contact to clinic for getting the appointments in the phone number mentioned above.

11. Time Slot Selection - Schedule Your Consultation:

Once you have chosen your preferred clinic from the Clinic Selection feature, the Time Slot Selection feature on the doctor consultation page allows you to schedule your consultation by choosing a convenient time slot. This feature ensures that you can easily find an available appointment time that fits your schedule. Read on to learn more about the Time Slot Selection feature.



The screenshot shows the Wellkies website interface for scheduling a consultation. At the top, there is a navigation bar with the Wellkies logo, a language dropdown set to 'English', a 'Startup Odisha' logo, and a 'Guest' profile icon. Below the navigation bar is a breadcrumb trail: 'Consultation Ticket / Doctor Details / Time Slot'. The main content area is titled 'Select Date and Time'. On the left, there is a profile card for 'Dr. Wellies Dr', a Medicine specialist at Wellkie Clinic, with a consultation fee of ₹600. Below the profile card, there are two buttons for selecting the date: 'Thursday 15th Jun 2023' (highlighted in orange) and 'Sunday 18th Jun 2023'. Underneath, it says 'Slots available for this day' with the time range '11:17 AM-11:47 AM'.

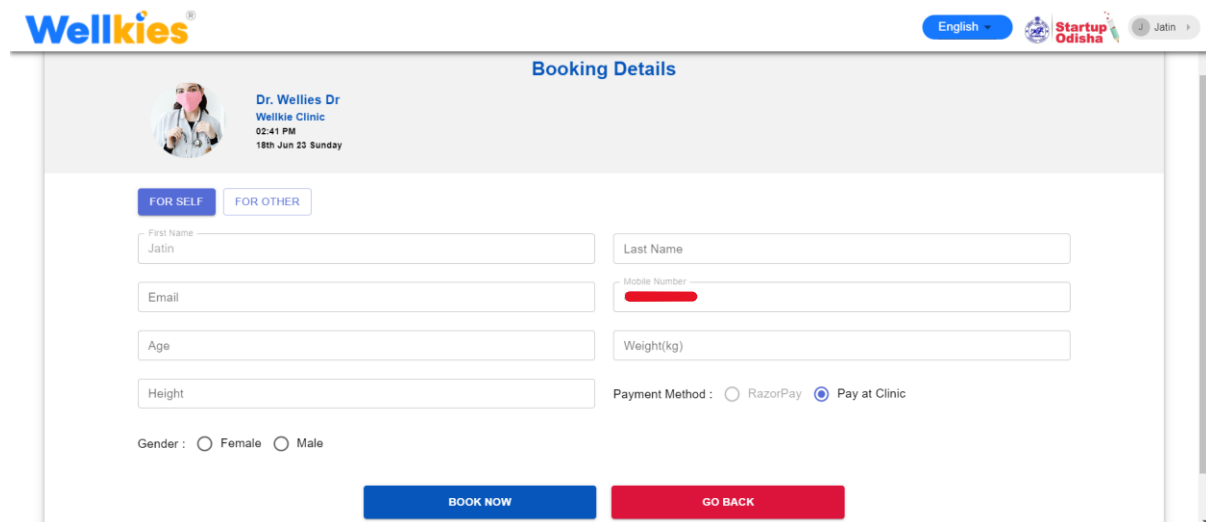


The screenshot shows the Wellkies website interface for selecting a time slot. At the top, there is a navigation bar with the Wellkies logo, a language dropdown set to 'English', a 'Startup Odisha' logo, and a 'Guest' profile icon. Below the navigation bar is a breadcrumb trail: 'Select date for Appointment'. There are two buttons for selecting the date: 'Thursday 15th Jun 2023' (highlighted in orange) and 'Sunday 18th Jun 2023'. Underneath, it says 'Slots available for this day' with the time range '02:06 PM-05:06 PM'. A legend indicates: - Not Available, - Available, - Booked. Below the legend is a grid of time slots. The slots are arranged in rows and columns, with the first row containing slots from 02:06 PM (1) to 02:46 PM (9). The second row contains slots from 02:51 PM (10) to 03:26 PM (17). The third row contains slots from 03:31 PM (18) to 04:06 PM (25). The fourth row contains slots from 04:11 PM (26) to 04:46 PM (33). The fifth row contains slots from 04:51 PM (34) to 05:01 PM (36). The slot '03:41 PM (20)' is highlighted in blue, indicating it is booked.

12. Appointment Booking Form:

To ensure a seamless booking experience, the doctor consultation page may require users to log in before proceeding with the time slots, and other booking details. If a user attempts to access the Time Slot Selection features without being logged in, they

will be prompted to log in or create an account. This step ensures that the booking process remains secure and allows for personalized interactions.



The screenshot shows the 'Booking Details' page on the Wellkies website. At the top left is the Wellkies logo. To the right, there are links for 'English', 'Startup Odisha', and a user profile for 'Jatin'. The main heading is 'Booking Details'. Below this, there is a doctor's profile for 'Dr. Wellies Dr' at 'Wellkie Clinic', with a consultation time of '02:41 PM' on '18th Jun 23 Sunday'. The form has two tabs: 'FOR SELF' (selected) and 'FOR OTHER'. The form fields include: First Name (Jatin), Last Name, Mobile Number (redacted), Email, Age, Weight(kg), Height, and Gender (Female/Male). The Payment Method is set to 'Pay at Clinic'. At the bottom, there are two buttons: 'BOOK NOW' (blue) and 'GO BACK' (red).

13. Appointment Confirmation:

Upon completing the booking process on the doctor consultation page, users can expect to receive confirmation notifications through direct messages (DM) and WhatsApp. These channels of communication provide convenient and immediate confirmation of the appointment details, ensuring a seamless experience for patients.

14. User Profile Edit:

The Edit Profile feature provides users with a form or interface to modify their profile information. Common fields that can be edited include:

Name: Users can update their full name or make changes to their display name.

Contact Details: Users can edit their email address, phone number, or other contact information.

Profile Picture: Users can upload a new profile picture or change their existing one.

Bio or Description: Users may have the option to add or modify a brief bio or description about themselves.